

It's A Stitch Summer 2009

Store Hours Monday through Friday 10-5:30, Saturday 10-5, Sunday closed

Quilting Classes

Appliqué - No Marking



Are you afraid of appliqué? No need to fear with this easy and accurate method for attractive appliqué. There are no marking lines to be removed from the quilt.

Prerequisite: None. One 4 hour class. \$32.00

H - Mon. Jun. 15 10 - 2:30
H - Mon. Aug. 17 10 - 2:30

Claire Ruchhoeft

Building Better Blocks



Perhaps you just got started in beginning quilting, or maybe you've been sewing a while but were afraid to tackle more difficult projects. Well then, this class is the answer to your needs. You will learn at least five tried and true techniques plus construction tips from a teacher with 30 years quilting experience. Skills such as strip piecing, folded corners, flying geese, partial seam piecing and set in seams are sure to

crop up in block after block. Here's a sure-fire way to increase your confidence and pleasure as a quilter. Prerequisite: Basic sewing and cutting skills. One 3 hour class and two 2 hour classes. *SM \$56.00

H - Sat. May 23 12 - 3
June 13, 27 10 - 12
H - Tue. July 14 10 - 1
July 21, 28 10 - 12

Minay Sirois

Beginning Quilting

If you've always wanted to make a quilt but didn't know how to get started, this is the class for you. You will learn how to cut and assemble the pieces, accent your work with a touch of appliqué, then quilt it together for a finished wall hanging of an Ohio Star. It's a great way to get your feet wet - and have fun too!

Prerequisite: None, but rotary cutting skills are VERY helpful. One 3 hour class and four 2 hour classes. *SM \$88.00

H - Tue. June 2 10 - 1
June 9, 16, 23, 30 10 - 12
H - Fri. Aug. 14 10 - 1
Aug. 21 10 - 12
Aug. 28 12 - 2
Sept. 4, 11 10 - 12

Minay Sirois



Fabric Shopping 101

So much wonderful fabric, but which to choose? Most quilters struggle with color and fabric choices for their quilts—which will make it pop? Which will muddle together? Through a combination of discussion and hands-on exercises, we will explore the world of fabric and how it works in your quilt. Just think, not only will you learn something new, but you will have 4 hours where you are supposed to play with fabric! What could be better than that? Prerequisite: None. One 4 hour class. \$32.00

H - Wed. May 13 10 - 2:30
H - Thu. July 16 10 - 2:30

Minay Sirois



Cotton Theory Reversible Placemat

Jane Parker & Sheila Grimes



This class is an introduction to Cotton Theory Quilting. A method where you quilt then assemble a placemat or quilt on your home sewing machine.

Prerequisite: None. One 5 hour class. *SM \$40.00

H - Tue. June 16 10 - 3:30
H - Sat. Aug. 15 10 - 3:30

Cotton Theory II

Jane Parker & Sheila Grimes

This class will continue the Cotton Theory process by showing how to align both horizontally and/or vertically.

Prerequisite: Cotton Theory Placemat Class. Two 4 hour classes. *SM \$64.00

H - Thu. June 11, 25 10 - 2:30
H - Thu. Aug. 13, 27 10 - 2:30



French Braid Tablerunner

Tammy Minnich

Learn the easy technique of weaving a variety of fabrics into an eye-catching French Braid tablerunner that is fat quarter friendly. Create the gleaming effects of a French Braid quilt by selecting a gradually shaded range of fabrics for a lovely variety of color. Although the French Braid method looks complicated, it is simple to piece and once you've learned the technique, the variations are endless. Prerequisite: Basic sewing knowledge. One 6 hour class. *SM \$48.00



H - Sat. June 6 10 - 4:30
H - Wed. Aug. 26 10 - 4:30

Get It Finished


Quilting a quilt top by hand or machine is usually the longest and hardest part of the process of making a quilt. This class makes the quilting easier by quilting the individual blocks and then assembling them into a larger quilt. Whether you have a straight set or on point, with or without sashing, this class will work. Come learn how to quilt as you go and get that pile of pieced blocks finished. Prerequisite: Basic quilting skills. One 1 1/2 hour class and one 3 hour class. *SM \$36.00

H - Sat. June 13	10 - 11:30
June 27	10 - 1
H - Thu. July 30	10 - 11:30
Aug. 13	10 - 1

Nancy Altsman



Hand Quilting



Have you ever looked at an antique quilt and said "How did they do that?" Come spend a few hours learning the centuries-old process of hand quilting. We'll explore battings, different types of thread and what size needle to use, stencils, markers and how to choose a design. One class won't make you an expert - but it will get you started on hours of relaxing pleasure. Prerequisite: None. One 4 hour class. \$32.00

H - Fri. July 24	12 - 4
H - Sat. Aug. 29	10 - 2:30

Minay Sirois

Machine Quilting

Quilting by machine offers us a way to get our beautiful tops finished and useable in less time than quilting by hand, but where to start? In this class, we will make samples of different quilt designs and use both the walking foot and the free motion quilting techniques. Come ready to play and learn lots of tips along the way. Prerequisite: Basic sewing skills. One 4 hour class. *SM \$32.00

H - Fri. May 15	10 - 2:30
H - Sat. July 25	10 - 2:30

Nancy Altsman

One Block Wonders

Using a fabric of your choice with a 24" repeat, create your own fabric, your own design, your own quilt. No two are ever the same! Prerequisite: Beginning quilting and rotary cutting. One 6 hour class. *SM \$48.00

H - Mon. June 22	10 - 4:30
H - Wed. Aug. 19	10 - 4:30

Sandy Oliverson



Rotary Cutting Basics

Do your strips have a bend in them? Are your pieces accurate? Does cutting out new shapes confuse you? Or maybe you are just beginning your quilting journey and want to get started the right way. In any of these cases, this class is for you. Learn how to accurately cut strips and squares, triangles and diamonds and a whole variety of other shapes to make your piecing easier, more accurate and more fun. Prerequisite: None. One 4 hour class. \$32.00

H - Fri. May 22	10 - 2:30
H - Thu. July 30	10 - 2:30


Minay Sirois

Simple Pieced Circles




These circles look difficult but are really simple to do. About 15 minutes of prep time and about 6 minutes of sewing is all it takes to add perfect circles to your quilt. Frame a special piece of fabric to make a wall hanging or pillow top in class then take home what you've learned and experiment on different shapes to add special flair to your future quilts. It's a great technique that lends itself to so much more. And it's so simple to do! Prerequisite: Basic rotary cutting and sewing skills. One 3 hour class. *SM \$24.00

H - Thu. June 18	10 - 1
H - Tue. Sept. 1	10 - 1



On Point and Easy



Students are always asking me how to set a quilt on point. Well, here is a simple, yet charming little quilt that answers that question and many others. Only 6 pieced blocks to make, but a wealth of information to be learned on how to sew a quilt on point. We'll discuss how to determine the size of setting triangles to cut, construction methods, the virtues of a design wall and different ways to determine the diagonal of a block. Plus you'll have a nifty little quilt at the end of class. Prerequisite: basic rotary cutting and piecing skills. One 3 hour and one 2 hour class. *SM \$ 40.00

H - Wed. May 27	10 - 1
June 3	10 - 12
H - Mon. Aug. 17	10 - 1
Aug. 24	10 - 12

Minay Sirois

Sewing Potpourri Classes

Aunt Philly's Toothbrush Rug Jane Parker & Sheila Grimes



Aunt Philly's Rugs....a fun way to create rugs. Just fabric with the assistance of a tooth brush handle....a re-invention of an old art. Come join the FUN.....

Prerequisite: None. One 4 hour class. \$32.00

H - Wed. May 20 10 - 2:30

H - Thu. July 2 10 - 2:30

Locker Rug Hooking

Locker Rug Hooking is a great way to get rid of some of your excess fabric. Locker Rug Hooking is an old method of making a rug. Fabric loops are drawn up through a canvas using a large crochet-type hook. A string of cotton yarn is drawn through the loops to hold them. There are many options for creating rugs; fabric scraps or purchasing fabric to make a specific colored rug or pattern to a rug. When a rug is finished it may be washed in a washing machine. You can make placemats, table runners, chair pads, hot pads and wall decorations in addition to rugs!

Prerequisite: None. One 3 hour class. \$24.00

H - Fri. May 22 10 - 1

H - Sat. July 18 12 - 3

Focus On Feet



Are you ready to explore special sewing techniques using your Bernina sewing machine feet? Have you ever wanted to sew knits, learn how to sew pin tucks and entredeux? How about trying your hand at techniques such as couching, smocking or using double needles? You will have the opportunity to try different feet and complete a reference notebook, which corresponds to the Bernina Feetures books. Prerequisite: Guide classes.

One 4 hour class or two 2 hour classes. *SM \$32.00

H - Fri. May 29 12 - 4:30

C - Tue. June 2, 9 6 - 8

H - Tue. July 14, 21 6 - 8

C - Wed. Aug. 26 10 - 2:30


Jennifer Curtsinger



Martha Posey

Embroidery Classes

Embroidery Machine Trapunto



Trapunto is a beautiful quilting technique that raises the surface of a quilt by having extra batting in a design area. The original technique was to stuff extra batting through the back of the quilt. With this embroidery technique, the entire process is done in the hoop with no stuffing necessary. Our first class will concentrate on the embroidery designs and stitching one out. The second class 2 weeks later, we will learn how to construct the reversible quilt.

Prerequisite: Basic knowledge of embroidery machine usage. Two 4 hour classes. *SM *EM \$64.00

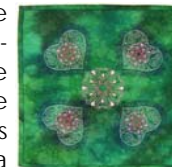
H - Thu. May 28, June 11 10 - 2:30

H - Fri. Aug. 21, Sept. 4 10 - 2:30

Hoop It Up With the Quilter's Double Wide

Sherrilyn Phelps

Now you have "it," what do you do with "it"! Learn how to use that Quilter's Double-wide square hoop with the Hoop It All system. The class will start with how to create your design in the software so that the Hoop It All system will recognize it. Next we will cover stabilization and accurate placement techniques specifically for the 14 inch square hoop. From there, it is a hands-on experience of sliding along all 4 "rails" of the hoop to accurately sew out your design. Now is the time to take this hoop out of the box and join us for a fun class! Prerequisite: Machine and Software Mastery classes. Must have the Quilter's Double Wide Hoop or teacher approval.



One 6 hour class. *C *SM *EM \$56.00

C - Wed. July 15 10 - 4:30

Quilting with your Embroidery Unit

Sherrilyn Phelps

Would you like those beautiful quilting designs but can't repeat them every time and don't have the time to do them by hand? Enjoy the precision accuracy and speed of quilting with your embroidery unit! Learn the tips and techniques of alignment, tension, etc. as you create this table runner to practice your new skills.



Prerequisite: Basic piecing and rotary skills. Guide classes. One 6 hour class or two 3 hour classes. *SM *EM (*C aurora only) \$52.00

C - Mon. June 22, 29 6 - 9

C - Tue. July 28 10 - 4:30

H - Wed. June 17 10 - 4:30

1,2,3 - It's Appliqué

Sherrilyn Phelps



You love appliqué but those points just aren't as smooth as you'd like. Take advantage of your Designer Plus software and create gorgeous appliqué. This class will teach how to use the Designer Plus tools to create appliqué from those paper appliqué patterns and sewn by your embroidery machine. We will further extend part of that design to use as a quilting motif. Learn the tips and techniques of alignment, tension, etc. as you create this table runner to practice your new skills.

Prerequisite: Basic piecing and rotary skills. Guide classes. One 6 hour class or two 3 hour classes. *SM *EM *C \$68.00

C - Tue. Aug. 11	10 - 12
Aug. 25	10 - 4:30
H - Wed. Sept. 9	10 - 12
Sept. 25	10 - 4:30

Virtual Education



Software Sampler

A great way to increase your artista v5 software skills! Every month there is a new topic and no experience is needed!

One of our software specialists will be on hand to review the lesson and answer any questions. Class fee includes a CD of the lesson, complete with the project! **\$5 payable in advance**

Current and previous months Software Sampler CD's are also available for \$10. Call your favorite location or sign up on line.

July Software Sampler - Topic to be announced.

H - Sat. July 18	10 - 11
W - Sat. July 18	10 - 11
C - Mon. July 20	10 - 11
C - Mon. July 20	3 - 4

August Software Sampler - Topic to be announced.

H - Sat. Aug. 22	10 - 11
W - Sat. Aug. 22	10 - 11
C - Mon. Aug. 24	10 - 11
C - Mon. Aug. 24	3 - 4

September Software Sampler - Topic to be announced

H - Sat. Sept. 19	10 - 11
W - Sat. Sept. 19	10 - 11
C - Mon. Sept. 21	10 - 11

Software Classes

The ABC's of Digitizing

Build a Better Design Workshop! Learn how to digitize a design from start to finish with a minimum number of jump stitches! We will travel to faraway "objects" and discover the value of "sequence" in a design. No experience is necessary; this workshop will guide you through the process of manual digitizing. Join our journey through the powerful tools available with Bernina Artista Designer Software!

Prerequisite: Software Mastery classes. Must have V5 software Designer Plus Level. One 6 hour class. *C \$72.00

Sherrilyn Phelps teaches at Champions and Martha Posey at Humble.

C - Tue. July 21	10 - 4:30
H - Tue. Aug. 11	10 - 4:30



From Graphics to Designs

Have you found the perfect drawing or piece of artwork, but don't know how to prep for the Magic Wand and/or the Auto Digitizer? Bother are so magical and truly automatic...but which tool should you choose? We will start with how to clean up and properly prep graphics. Then we will go through the process of evaluating graphics and selecting the correct automatic tool for the best stitch-out of your designs! Discover how quick and effective the Magic Wand and the Auto Digitizer can be!

Prerequisite: Software Mastery classes. Must have V5 software Editor Plus Level or higher. One 6 hour class. *C \$72.00

Sherrilyn Phelps teaches at Champions and Martha Posey at Humble.

C - Tue. July 7	10 - 4:30
H - Wed. July 22	10 - 4:30



Class Policies

1. You must be pre-registered to attend a class at It's A Stitch.
2. Classes are reserved on a first-come basis. Only full payment of the class fee will reserve a spot in the class for you. It helps us, and helps the classes to make if you sign up as early as possible.
3. Please mark class dates and times on your calendar. Class fees are refundable only if you cancel at least 4 days prior to the start of class, or if we cancel because minimum enrollment is not met.
4. Many classes have waiting lists, so if you cannot attend, please let us know so your space can be filled.
5. The class schedule is offered as a courtesy and a service to our customers, and we appreciate your support when you purchase supplies here. Supply lists are available for our classes at the time you pay for your class. If you are signing up for a class over the telephone or through the mail, please provide a self-addressed stamped envelope for the return of your supply lists. Most of the supplies needed for our classes are available in the store. When we don't stock class supplies, we will be happy to share information with you on where we found the supplies for our samples.
6. Classes will start promptly—please arrive 10-15 minutes early so that you are set up and ready to go when class starts. When students arrive late, it disrupts the class and the teacher and students who arrived on time are inconvenienced. For your convenience, we will open our doors to students at 9:45am for 10am classes. We understand that sometimes unavoidable situations arise, but we do ask you to help us in this matter.
7. Most of our classes require a sewing machine or serger in class. When you bring your machine, be sure to remember the electrical cord, the foot control, all accessories and the owner's manual. If you have not sewn for awhile or are borrowing a friend's machine, please familiarize yourself with the machine before coming to class.
8. Children (under 18) and visitors are NOT allowed in our adult classes. Cellular phones must be turned off during class as a courtesy to other students. We are happy to let you know if you have an emergency call.

Please Verify That A Class Has Made Before Purchasing Supplies

Classes will start on time, so it is important that you purchase any needed materials in advance. Your success in class depends upon you bringing ALL of the supplies listed on your supply list. We strive to carry quality items requested by your instructor. A 10% discount will be honored on class supplies.

Please mark class dates and times on your calendar. Class fees are refundable only if you cancel at least 4 days prior to the start of class, or if we cancel because minimum enrollment is not met.

Bring Basic Sewing Supplies To Each Class

Pins ❖ Needles ❖ Pen & Paper ❖ Thread
Scissors ❖ Thimble ❖ Ruler ❖ Seam Ripper
Extra Bobbins

Everything On Supply List

All machines brought to class should be in good working condition.

The following abbreviations apply:

*SM-Sewing Machine, *S-Serger, *EM-Embroidery Machine, *C-Computer

It's A Stitch

9574 FM 1960 Bypass, Humble TX 77338 ~ 281-446-4999
11980 Westheimer, Houston TX 77077 ~ 281-584-0019
5050 FM 1960 West, Houston TX 77069 ~ 281-587-1945