

Fabric Shopping 101

So much wonderful fabric, but which to choose? Most quilters struggle with color and fabric choices for their quilts—which will make it pop? Which will muddle together? Through a combination of discussion and hands-on exercises, we will explore the world of fabric and how it works in your quilt. Just think, not only will you learn something new, but you will have 4 hours where you are supposed to play with fabric! What could be better than that? Prerequisite: None. One 4 hour class. \$32.00

H - Thu. Nov. 5

10 - 2:30

Minay Sirois



Hand Quilting

Have you ever looked at an antique quilt and said “How did they do that?” Come spend a few hours learning the centuries-old process of hand quilting. We’ll explore battings, different types of thread and what size needle to use, stencils, markers and how to choose a design. One class won’t make you an expert - but it will get you started on hours of relaxing pleasure. Prerequisite: None. One 4 hour class. \$32.00


H - Thu. Nov. 19

10 - 2:30

H - Mon. Dec. 14

10 - 2:30

Minay Sirois



French Braid Wall Quilt



Weave a variety of fabrics into an eye-catching French Braid wall quilt. Highlight a wonderful large-scale print by surrounding it with this easy piecing technique. Create the gleaming effects of this French Braid wall quilt by selecting a progressively shaded range of fabrics for a lovely variety of color. Although the French Braid quilt looks complicated, it is simple to piece and once you’ve learned the technique; the variations are endless. Prerequisite: Basic sewing knowledge.

One 6 hour class. *SM \$48.00

H - Sat. Nov. 14

10 - 4:30

H - Wed. Dec. 2

10 - 4:30

Tammy Minnich

Get It Finished

Quilting a quilt top by hand or machine is usually the longest and hardest part of the process of making a quilt. This class makes the quilting easier by quilting the individual blocks and then assembling them into a larger quilt. Whether you have a straight set or on point, with or without sashing, this class will work. Come learn how to quilt as you go and get that pile of pieced blocks finished. Prerequisite: Basic quilting skills. One 1 1/2 hour class and one 4 hour class. *SM \$44.00

H - Sat. Nov. 7

10 - 11:30

Nov. 21

10 - 2:30

Nancy Altsman



Machine Quilting

Quilting by machine offers us a way to get our beautiful tops finished and useable in less time than quilting by hand, but where to start? In this class, we will make samples of different quilt designs and use both the walking foot and the free motion quilting techniques. Come ready to play and learn lots of tips along the way. Prerequisite: Basic sewing skills. One 4 hour class. *SM \$32.00

H - Sat. Oct. 31

10 - 2:30

H - Fri. Dec. 11

10 - 2:30

Nancy Altsman

One Block Wonders



Using a fabric of your choice with a 24” repeat, create your own fabric, your own design, your own quilt. No two are ever the same! Prerequisite: Beginning quilting and rotary cutting. One 6 hour class. *SM \$48.00

H - Tue. Dec. 8

10 - 4:30

Pinwheel Pathways

This is a wonderful quilt for using those delicious large prints we see so often in the shop. Although it looks complex, piecing is simple - only 22 pinwheels to make for the whole quilt - and there are allowances in place to help “goof-proof” your work. In class we make a charming baby size quilt, but directions will be provided for making a lap-size quilt for Mama too! Or, make one for Daddy, for that favorite uncle or aunt, or even for yourself. Doesn’t everyone deserve a quilt?

Prerequisite: Basic cutting and sewing skills. Two 3 hour classes. *SM \$ 48.00

H - Fri. Oct. 23, 30

10 - 1

H - Fri. Dec. 11, 18

10 - 1

Minay Sirois



Rotary Cutting Basics

Do your strips have a bend in them? Are your pieces accurate? Does cutting out new shapes confuse you? Or maybe you are just beginning your quilting journey and want to get started the right way. In any of these cases, this class is for you. Learn how to accurately cut strips and squares, triangles and diamonds and a whole variety of other shapes to make your piecing easier, more accurate and more fun. Prerequisite: None. One 4 hour class. \$32.00

H - Tue. Nov. 24

10 - 2:30

Minay Sirois

Set Among the Stars



The sashing makes this quilt. Choose a fabric to feature in the unpieced 6" blocks, frame it with a triple stripe sashing and scatter it with stars. Soft colors lend a romantic look, bright conversationals make it playful. Or, choose a guy fabric for a masculine look. This quilt is very adaptable and easy. Prerequisite: Moderate sewing and rotary cutting skills. Two 3 hour classes. *SM \$ 48.00

H - Tue. Oct. 27, Nov. 10 10 - 1
H - Sat. Jan. 9, 23 10 - 1


Minay Sirois

Simple Pieced Circles

These circles look difficult but are really simple to do. About 15 minutes of prep time and about 6 minutes of sewing is all it takes to add perfect circles to your quilt. Frame a special piece of fabric to make a wall hanging or pillow top in class then take home what you've learned and experiment on different shapes to add special flair to your future quilts. It's a great technique that lends itself to so much more. And it's so simple to do! Prerequisite: Basic rotary cutting and sewing skills. One 3 hour class. *SM \$24.00

H - Sat. Nov. 7 12 - 3
H - Tue. Dec. 15 10 - 1

Minay Sirois



Serger Class

Sergering for the Holidays



Use your serger for more than just overcasting a seam! Learn some easy techniques for making quick Holiday gifts. Join me and we'll make a gift bag, Christmas stocking and even an embellished neck purse for those holiday parties. All these projects will be made using several of your serger's stitches. Prerequisite: Serger Guide Classes or Basic Serger Skills One 6 hour class. *S \$48.00

C - Wed. Nov. 4 10 - 4:30
W - Mon. Nov. 23 10 - 4:30
H - Wed. Dec. 2 10 - 4:30

Martha Posey

Sewing Potpourri Classes

Aunt Philly's Toothbrush Rug



Aunt Philly's Rugs....a fun way to create rugs. Just fabric with the assistance of a tooth brush handle....a re-invention of an old art. Come join the FUN.....

Prerequisite: None. One 4 hour class. \$32.00

H - Tue. Dec. 1 10 - 2:30

Jane Parker & Sheila Grimes

Locker Rug Hooking

Locker Rug Hooking is a great way to get rid of some of your excess fabric. Locker Rug Hooking is an old method of making a rug. Fabric loops are drawn up through a canvas using a large crochet-type hook. A string of cotton yarn is drawn through the loops to hold them. There are many options for creating rugs; fabric scraps or purchasing fabric to make a specific colored rug or pattern to a rug. When a rug is finished it may be washed in a washing machine. You can make placemats, table runners, chair pads, hot pads and wall decorations in addition to rugs!

Prerequisite: None. One 3 hour class. \$24.00

H - Thu. Nov. 5 10 - 1

Jennifer Curtsinger



Pillow Party

You're invited to a free class! Time to fall in love with sewing and embroidery. Come and experience how much fun making a pillow can be!

No supply lists. Nothing to bring.

Call now and reserve your space - seating is limited.

W - Fri. Nov. 6	2 - 5	or	6 - 9
W - Mon. Nov. 9	10 - 1	or	2 - 5 or 6 - 9
H - Thu. Nov. 12	10 - 1	or	2 - 5 or 6 - 9
H - Fri. Nov. 13	10 - 1		
C - Mon. Nov. 16	10 - 1	or	2 - 5 or 6 - 9
C - Tue. Nov. 17	10 - 1	or	2 - 5
H - Fri. Dec. 4	10 - 1	or	2 - 5 or 6 - 9
W - Thu. Dec. 10	10 - 1	or	2 - 5 or 6 - 9
W - Fri. Dec. 11	10 - 1	or	2 - 5
C - Wed. Dec. 16	10 - 1	or	2 - 5 or 6 - 9
C - Thu. Dec. 17	10 - 1	or	2 - 5 or 6 - 9

Virtual Education



Software Sampler

A great way to increase your Bernina embroidery software skills! Every month there is a new topic and no experience is needed! One of our software special-

ists will be on hand to review the lesson and answer any questions. Class fee includes a CD of the lesson, complete with the project! **\$5 payable in advance** Current and previous months Software Sampler CD's are also available for \$10. Call your favorite location or sign up on line.

October Software Sampler - Topic to be announced.

H - Sat. Oct. 24	10 - 11
W - Sat. Nov. 21	10 - 11
C - Mon. Oct. 19	10 - 11


December Software Sampler - Topic to be announced

H - Sat. Dec. 12	10 - 11
W - Sat. Dec. 12	10 - 11
C - Mon. Dec. 14	10 - 11
C - Mon. Dec. 14	3 - 4

Crazy Compass Embroidablock Demo Class

We will be having a monthly demo class about the Crazy Compass Embroidablock program. Our program participants will be able to pick up their CDs at these demo classes. If you are interested in the program, but need to know more before you sign up; you are welcome to attend one of these free demo classes to learn about the program.

All classes are from 10am - 12pm.



Humble
Wed. Sept. 23
Tue. Oct. 20
Fri. Nov. 20
Sat. Dec. 19
Fri. Jan. 15

Westheimer
Wed. Sept. 23
Mon. Oct. 19
Fri. Nov. 20
Fri. Dec. 18
Fri. Jan. 15

Champions
Wed. Sept. 23
Sat. Oct. 24
Fri. Nov. 20
Sat. Dec. 19
Fri. Jan. 15

Embroidery Class

Casual Corner

Relax into fall with your favorite comfy jeans and tee. Join us for a day of embroidery and embellishments to "Kick 'Em Up" for the holidays by adding swirls and glitz to a pair of jeans and a t-shirt. Many tips and tricks will be shared in the exciting class as we show you ways to be successful when embroidering on jeans and stretchy fabrics. If you own and embroidery machine (any brand), come and join us for a delightful foray into the world of embroidery. Prerequisite: Mastery Guide classes or basic knowledge of your embroidery system. One 6 hour class or two 3 hour classes. *SM *EM *C (Aurora only) \$48.00 Sherrilyn Phelps teaches at Champions and Westheimer and Martha Posey at Humble.



C - Mon. Oct. 26, Nov. 2	6 - 9
C - Tue. Oct. 27	10 - 4:30
H - Wed. Dec. 9	10 - 4:30

Embroid-A-Bear Party



Sherrilyn Phelps

Create that super gift for someone in your life that needs a special pal. This cuddly super-size bear comes fully assembled. All you do in class is embroider his tummy. Class instruction includes tips on managing stabilizers, etc for such a project as well as managing such "unmanageable" items. Class even includes creating an embroidered gift card with instructions for sewing on cardstock.

Prerequisite: Mastery Guide classes or basic knowledge of your embroidery system. One 3 hour class. *SM *EM *C (Aurora only) \$50.00 Price includes a \$26 kit.

C - Wed. Nov. 18	10 - 1	or	2 - 5	or	6 - 9
W - Wed. Dec. 2	10 - 1	or	2 - 5	or	6 - 9
H - Sat. Dec. 5	10 - 1	or	2 - 5		



Class Policies

1. You must be pre-registered to attend a class at It's A Stitch.
2. Classes are reserved on a first-come basis. Only full payment of the class fee will reserve a spot in the class for you. It helps us, and helps the classes to make if you sign up as early as possible.
3. Please mark class dates and times on your calendar. Class fees are refundable only if you cancel at least 4 days prior to the start of class, or if we cancel because minimum enrollment is not met.
4. Many classes have waiting lists, so if you cannot attend, please let us know so your space can be filled.
5. The class schedule is offered as a courtesy and a service to our customers, and we appreciate your support when you purchase supplies here. Supply lists are available for our classes at the time you pay for your class. If you are signing up for a class over the telephone or through the mail, please provide a self-addressed stamped envelope for the return of your supply lists. Most of the supplies needed for our classes are available in the store. When we don't stock class supplies, we will be happy to share information with you on where we found the supplies for our samples.
6. Classes will start promptly—please arrive 10-15 minutes early so that you are set up and ready to go when class starts. When students arrive late, it disrupts the class and the teacher and students who arrived on time are inconvenienced. For your convenience, we will open our doors to students at 9:45am for 10am classes. We understand that sometimes unavoidable situations arise, but we do ask you to help us in this matter.
7. Most of our classes require a sewing machine or serger in class. When you bring your machine, be sure to remember the electrical cord, the foot control, all accessories and the owner's manual. If you have not sewn for awhile or are borrowing a friend's machine, please familiarize yourself with the machine before coming to class.
8. Children (under 18) and visitors are NOT allowed in our adult classes. Cellular phones must be turned off during class as a courtesy to other students. We are happy to let you know if you have an emergency call.

Please Verify That A Class Has Made Before Purchasing Supplies

Classes will start on time, so it is important that you purchase any needed materials in advance. Your success in class depends upon you bringing ALL of the supplies listed on your supply list. We strive to carry quality items requested by your instructor. A 10% discount will be honored on class supplies.

Please mark class dates and times on your calendar. Class fees are refundable only if you cancel at least 4 days prior to the start of class, or if we cancel because minimum enrollment is not met.

Bring Basic Sewing Supplies To Each Class

Pins ❖ Needles ❖ Pen & Paper ❖ Thread
Scissors ❖ Thimble ❖ Ruler ❖ Seam Ripper
Extra Bobbins

Everything On Supply List

All machines brought to class should be in good working condition.

The following abbreviations apply:

*SM-Sewing Machine, *S-Serger, *EM-Embroidery Machine, *C-Computer

It's A Stitch

9574 FM 1960 Bypass, Humble TX 77338 ~ 281-446-4999
11980 Westheimer, Houston TX 77077 ~ 281-584-0019
5050 FM 1960 West, Houston TX 77069 ~ 281-587-1945